

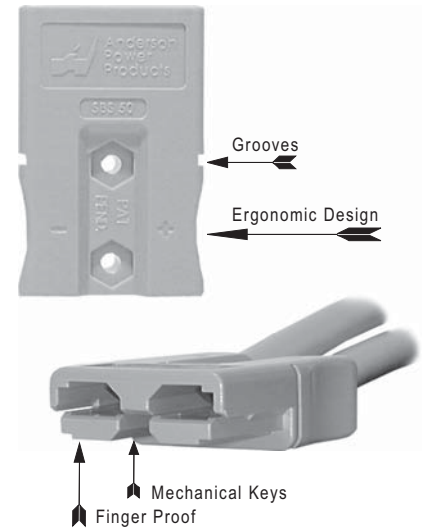
The Patented SBS™50 is designed for high voltage applications where personal safety is critical. The connector meets the accessibility requirements of UL1977 sec 10.2 and is recommended for over 50 volts.

The slim, ergonomic design, along with Anderson's flat wipe contact technology makes hot plugging and unplugging easy and safe. The SBS™ 50 is manufactured using the same high quality materials that provide APP customers the robustness needed for systems demanding reliability and longevity.

Applications for this connector include: AC & DC power distribution, uninterruptible power supplies (UPS) and traction batteries.

### FEATURES

- Finger proof**  
*Minimizes the potential contact with live contacts, per UL 1977, sec 10.2*
- Mechanical keyed housings**  
*Prevents accidental mating of connectors operating at different voltage levels*
- Ergonomic design**  
*Is "user friendly" during connection and disconnection of the system*
- Molded side grooves**  
*Allows for direct panel mounting, for panel thicknesses of .048 to .062 inches (1.22 to 1.57 mm) or a panel mount bracket*



### PRODUCT SPECIFICATIONS

Connector Model	SBS 50	Connector Model	SBS 50
UL Current Rating (Amperes)	50	Life	
UL Voltage Ratings (Volts)	600*	a. No load (Contact/Disconnect Cycles)	To 10,000
Contact Barrel Wire Size (AWG)	#6 to #16	b. Under Load (Hot Plug 250 cycles @ 120V)	50A
Maximum Wire Insulation Diameter (inches)	0.44	Avg. Connection/Disconnect (lbs)	15
(mm)	11.2	Operating Temperature Range °C**	-20° to 105°
AVG Contact Resistance* (micro-ohms)	200	Flammability Rating of Housing Material	UL94 V-0
Insulation Withstanding Test Voltage (Volts AC/DC)	2200	<b>Recommended Voltage Key Color Code</b>	
Contact Retention Force (lbs)	50	Voltage	24V 36V 48V 80V 96V 192V
		Color	Red Gray Blue Black Brown White

\* UL Rated for 65°C rated wire or cable / \*\* Contact factory for higher temperature rated connector / SB®, UL and CSA Reference: This equipment is an Underwriters Laboratories Inc® recognized component. It is also listed by the Canadian Standards Association as certified.

### ORDERING INFORMATION

#### 2 Pole Housing & 50 amp Contacts

Part Number	Housing Color	Wire AWG
SBS50GRA#6	Gray	#6
SBS50GRA#10/12	Gray	#10/12
SBS50BLU#6	Blue	#6
SBS50BLU#10/12	Blue	#10/12
SBS50RED #6	Red	#6
SBS50RED #10/12	Red	#10/12
SBS50BLK #6	Black	#6
SBS50BLK #10/12	Black	#10/12
SBS50BRN#6	Brown	#6
SBS50BRN#10/12	Brown	#10/12
SBS50WHT#6	White	#6
SBS50WHT#10/12	White	#10/12

For additional colors, contact factory

#### Housings Only

Part Number	Description
SBS50GRA	Gray
SBS50BLU	Blue
SBS50RED	Red
SBS50BLK	Black
SBS50BRN	Brown
SBS50WHT	White

#### 50 amp Contacts

Part Number	Description	Wire AWG
1339G2	Contact set (2)-low det	#6
1339G3	Contact set (2)-low det	#10/12

#### Accessories

Part Number	Description
SBS50-HDL-Red	Handle & hardware-red
990	Cable clamp & hardware-self attaching-2C
990G1	Cable clamp & hardware-screw mounting-2C
5905	Cable clamp-1 twin conductor with hardware
1466G1	Panel mount bracket

#### Bushings

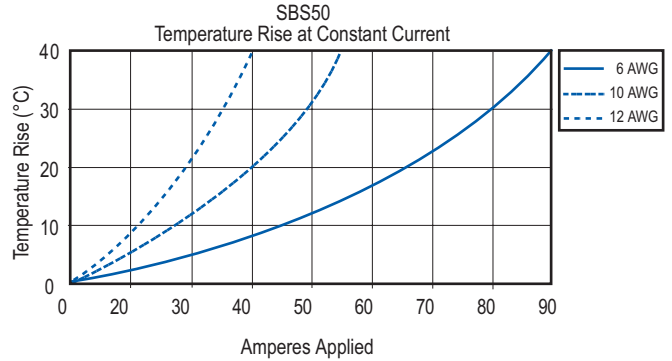
Part Number	Description	Wire AWG
5912	Use with 1339G2	#6 to #8
5910	Use with 1339G2	#6 to #10/12
5913	Use with 1339G2	#6 to #14/16

## ORDERING INFORMATION

### Tooling

Part Number	Description
1309G4	Hand tool
1387G1	Pneumatic tool
1388G6	- die for #6 to #16 AWG
1388G7	- die for #10 to #12 AWG
1389G9	- loctor for #6 to #12 AWG

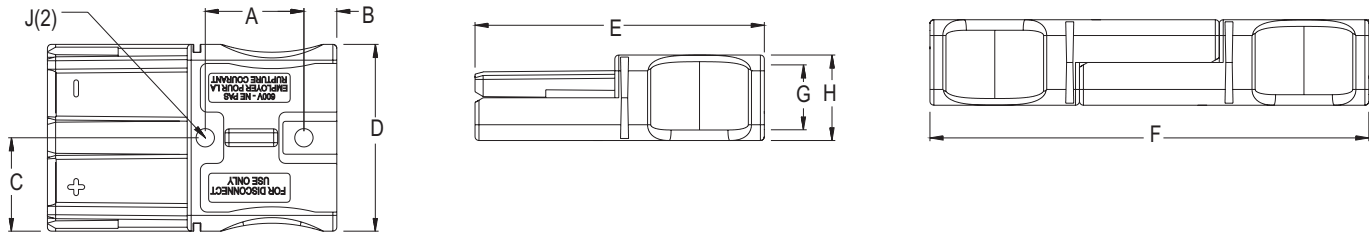
## TEMPERATURE RISE CHART



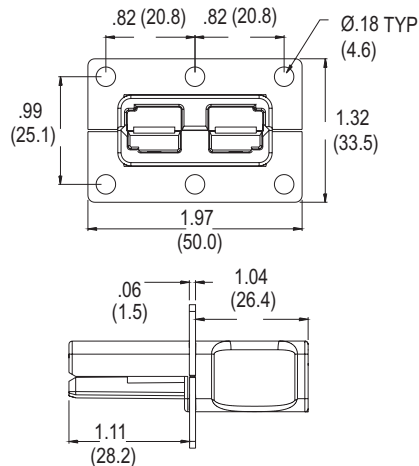
## DIMENSIONS

### SBS™ Housing

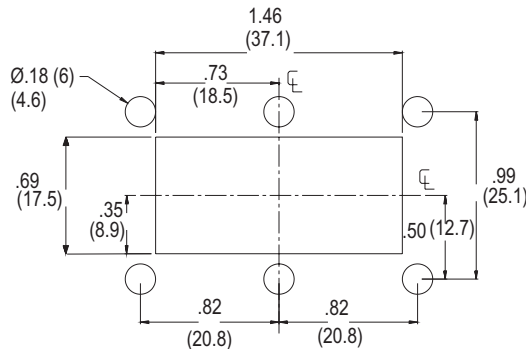
Series	-A-		-B-		-C-		-D-		-E-		-F-		-G-		-H-		-J-	
	mm	in.	mm	in.	mm	in.	mm	in.	mm	in.	mm	in.	mm	in.	mm	in.	mm	in.
SBS™50	19.1	0.75	6.3	0.25	18.0	0.71	36.1	1.42	55.8	2.20	84.8	3.34	12.9	0.51	16.5	0.65	3.6	0.14



### Panel Mounting Bracket



### Panel Cutout With A Mounting Bracket



### Panel Cutout Without A Mounting Bracket

