

THE INFORMATION CONTAINED IN THIS DRAWING IS THE SOLE PROPERTY OF ANDERSON POWER PRODUCTS. ANY REPRODUCTION IN PART OR WHOLE WITHOUT THE WRITTEN PERMISSION OF ANDERSON POWER PRODUCTS IS PROHIBITED.

BY	DATE
CGC	8/13/98
REASON	DESCRIPTION OF CHANGES
REV. DATE	REV. DATE
4	UPDATED TO CAD PER ECRN 13104

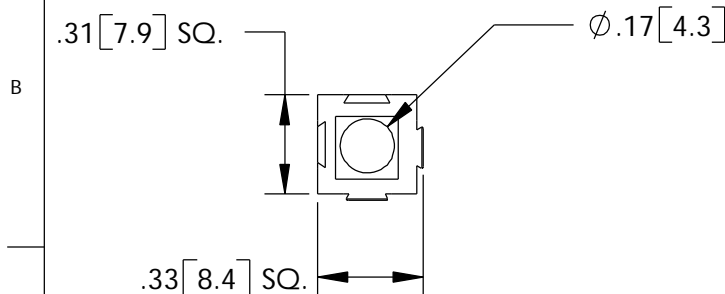
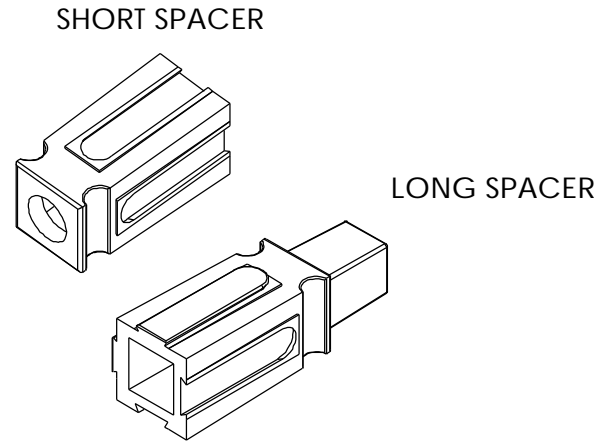
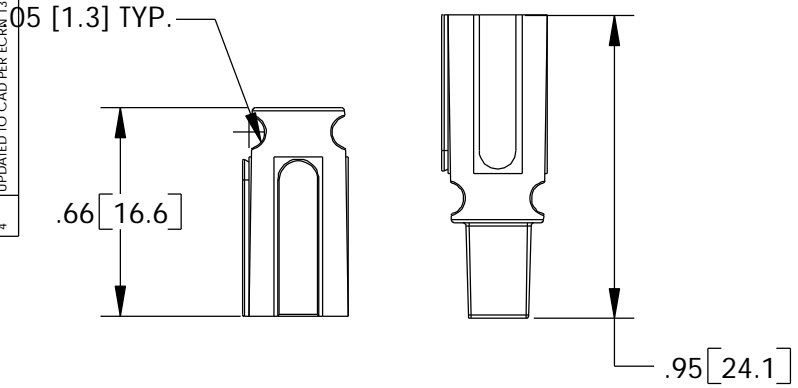


TABLE: SHORT AND LONG SPACER COLOR CODES

SHORT SPACERS:		LONG SPACERS:	
CAT. NO.	COLOR	CAT. NO.	COLOR
1399G1	RED	1399G2	RED
1399G12	BLACK	1399G10	BLACK
1399G13	BLUE	1399G11	BLUE
1399G14	WHITE	1399G17	WHITE
1399G15	YELLOW	1399G18	YELLOW
1399G16	GRAY	1399G19	GRAY

NOTES:
 1. THESE SPACERS ARE INTENDED TO PROVIDE A KEYING FEATURE TO POWERPOLE ARRAYS. A SHORT SPACER ON ONE HALF OF THE MATED PAIR AND A LONG SPACER ON THE OTHER HALF OF THE MATED PAIR CREATE THE POLARIZED KEY.

ITEM NO.	PART OR IDENTIFYING NO.	NOMENCLATURE OR DESCRIPTION	MATERIAL SPECIFICATION	QTY REQD
COPYRIGHT 1999 ANDERSON POWER PRODUCTS. ALL RIGHTS RESERVED. UNAUTHORIZED REPRODUCTION HEREBY PROHIBITED.				
DIMENSIONS ARE IN INCHES DIMENSIONS IN PARENTHESES [] ARE IN MILLIMETERS		CAD GENERATED DRAWING, DO NOT MANUALLY UPDATE	ANDERSON POWER PRODUCTS	
TOLERANCES ARE: 2PL- ±.02 [±.5]		APPROVALS	DATE	
MATERIALS: POLYCARBONATE UL 94V0.		DRAWN IZZICUPO	10/2/78	
FINISH AS MOLDED		CHECKED DWR	10/12/78	
NEXT ASSY		RESP ENG JGF	10/12/78	
USED ON		MFG ENG		
APPLICATION		QUAL ENG		
DO NOT SCALE DRAWING		SCALE NONE	CADFILES/00864	SHEET 1 OF 1
CAT. NO. 1399 SERIES POWERPOLE 15/30/45 SERIES SHORT AND LONG SPACERS			SIZE A	REV. 4
SPECIFICATION: 112530S1				