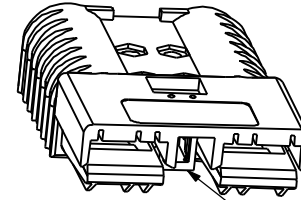
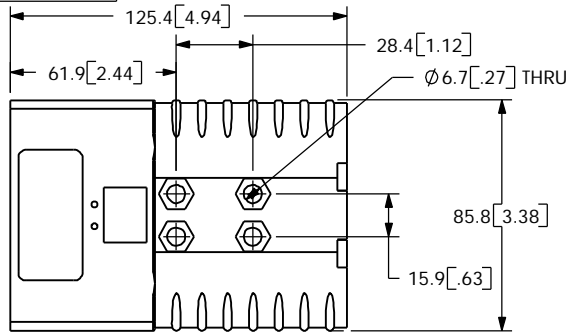
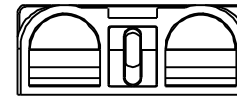
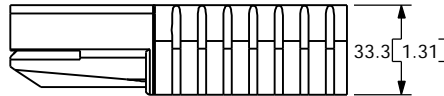
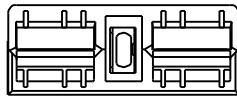


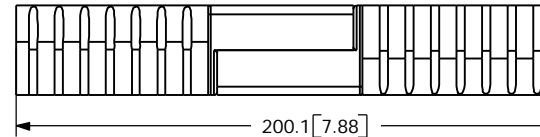
THE INFORMATION CONTAINED IN THIS DRAWING IS THE SOLE PROPERTY OF ANDERSON CARBOLON GROUP. ANY REPRODUCTION IN PART OR WHOLE WITHOUT THE WRITTEN PERMISSION OF ANDERSON CARBOLON GROUP IS PROHIBITED.



AUXILIARY CONTACT AREA



MATED PAIR



- NOTES:
1. SPRING/HOUSING ASSEMBLIES ARE UL RECOGNIZED PER FILE E26226, CSA CERTIFIED PER LR25154, AND VDE CERTIFIED PER REGISTRY NO. 6302 UG.
 2. HOUSINGS ARE KEYPED TO ONLY ALLOW MATING WITH THE SAME COLOR HOUSING
 3. FOR ASSEMBLY INSTRUCTIONS SEE DOCUMENT 1S6217
 4. HOUSINGS ASSEMBLIES ACCOMMODATE ANDERSON CONTACTS FOR WIRE RANGE FROM #2 AWG TO 4/0.
 5. MATERIAL:
HOUSINGS- PBT, UL94V0
SPRING- STAINLESS STEEL
 6. OPTIONAL AUXILIARY CONTACT KIT AVAILABLE

COMPLIES WITH EEC86/663 DIRECTIVE

REV	DESCRIPTION	DATE	APP.

ITEM NO.	PART OR IDENTIFYING NO.	NOMENCLATURE OR DESCRIPTION	MATERIAL SPECIFICATION	QTY REQD.
PARTS LIST				
UNLESS OTHERWISE SPECIFIED:		CAD GENERATED DRAWING DO NOT MANUALLY UPDATE		
DIMENSIONS ARE IN MM'S WITH INCHES IN [], TOLERANCES ARE:		ANDERSON CARBOLON GROUP		
1 PL ±.4		APPROVALS	DATE	SBE 320 HOUSING AND SPRING ASSEMBLY OUTLINE DRAWING
2 PL ±.02		DRAWN	3/15/99	
MATERIAL SEE NOTES		CHECKED	3/17/99	
FINISH		RESP ENG		SIZE DWG. NO.
		MFG ENG		A 114128S1
				SCALE CAD FILE
				00998
				REV. 0
				SHEET 1 OF 1